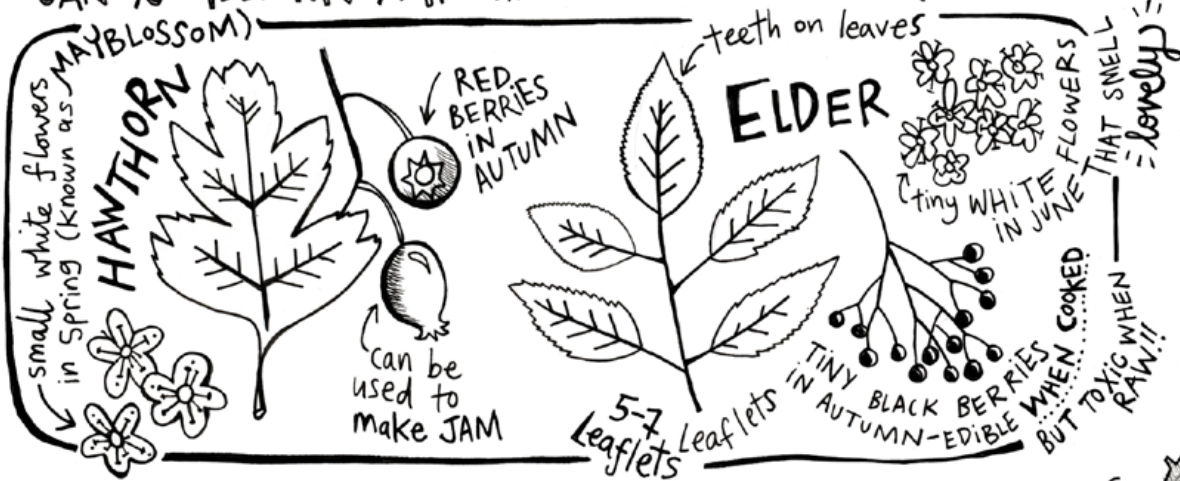
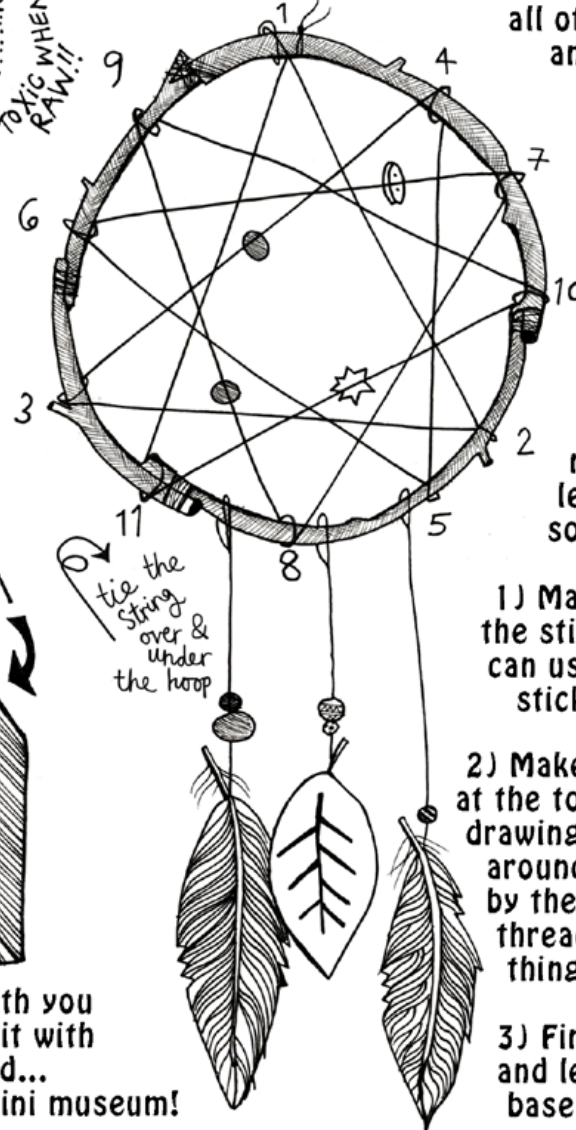


CAN YOU IDENTIFY A HAWTHORN & AN ELDER SHRUB?



MAKE A DREAMCATCHER

Dreamcatchers are native American objects, handmade from natural materials and decorated with sacred items like beads and feathers. In ancient legend of the Ojibwe people, the Spider Woman, known as Asibikaashi, took care of the children in the native land. As the Ojibwe peoples spread across North America, Asibikaashi could not reach all of the children. So the mothers and grandmothers would weave magical webs for the children using willow hoops and sinew. The dreamcatchers would filter out all of the bad dreams and only allow the good thoughts to enter the mind. Once the sun rose, all bad dreams would just disappear!



To make a dreamcatcher you need:
 leaves, feathers, beads, string, some curved or bendy sticks.

1) Make your hoop by tying together the sticks that you've collected. You can use string or tape to tie the sticks together).


2) Make your web by tying the string at the top of the hoop (point 1 on the drawing). Continue tying the string around the hoop in the order shown by the points on the drawing, threading beads and other precious things on the string as you go.

3) Finally, tie beads, feathers and leaves with string onto the base of the dreamcatcher.


CAN YOU MAKE AN ACROSTIC POEM?

An Acrostic poem is one where you use the first letter of a word to spell out something else.

Can you use the letters of COOMBE BROOKE to make a poem? Use sounds, smells, colours and feelings for inspiration!



make a mini MATCHBOX MUSEUM



Take an empty matchbox with you on your adventures and fill it with miniture things that you find... take it home and make a mini museum!

Nature Reserve